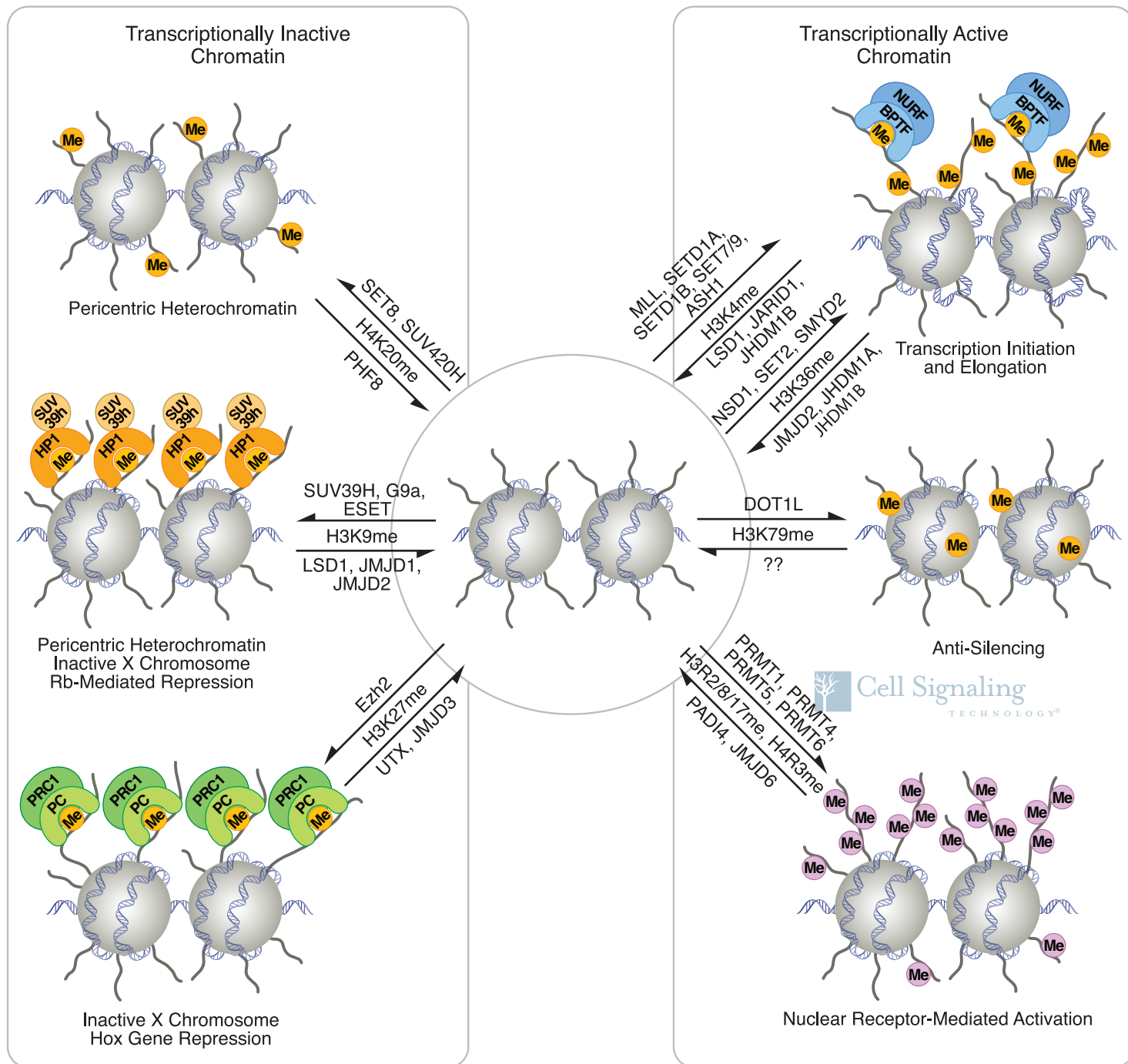


























Histone Methylation



Signaling Pathways Key

	Kinase		Direct Stimulatory Modification
	Phosphatase		Direct Inhibitory Modification
	Transcription Factor		Multistep Stimulatory Modification
	Caspase		Multistep Inhibitory Modification
	Receptor		Tentative Stimulatory Modification
	Enzyme		Tentative Inhibitory Modification
	Cyclin, pro-apoptotic		Transcriptional Stimulation
	pro-survival		Transcriptional Inhibition
	GAP / GEF		Translocation
	GTPase		Separation of Subunits or Cleavage Products
	G-protein, ribosomal subunit		Joining of Subunits
	Acetylase		
	Deacetylase		